

836K

Landfill Compactor



Engine

Engine Model	Cat® C18 ACERT™	
Emissions	Tier 4 Final/Stage IV	
Gross (SAE J1349)	419 kW	562 hp

Operating Specifications

Maximum Operating Weight –	55 927 kg	123,319 lb
Multiple Blade and Wheel Offerings		

Lower your operating cost with industry leading efficiency.

Contents

- Efficiency and Productivity.....4
- Structures.....6
- Power Train.....8
- Operator Station.....10
- Technology Solutions12
- Serviceability13
- Customer Support.....13
- Safety14
- Sustainability16
- Waste Protection17
- Wheels and Tips.....18
- Operating Costs.....19
- Specifications.....20
- Standard Equipment.....24
- Optional Equipment.....26
- Notes.....27





Cat Landfill Compactors are designed with durability built in, ensuring maximum availability through multiple life cycles. With optimized performance and simplified serviceability, our machines allow you to operate more efficiently and safely.

Introduced in 1993, the 836 has been the industry leader for over 20 years. Focused on helping our customers succeed, we have continued to build upon each new series. The 836K continues our legacy of reliability, performance, safety, operator comfort, serviceability, and efficiency.

Efficiency and Productivity

Delivering efficiency and productivity you demand through integrated machine systems.



Improved Hydraulic Efficiency

Efficiency at your landfill is critical for your business. Improved hydraulic efficiency is achieved with new flow sharing implement and steering variable displacement load sensing piston pumps. Since hydraulic flow is now on demand, you will see improved fuel efficiency.

Impeller Clutch Torque Converter (ICTC)

Lower your cost per ton utilizing advanced ICTC

- Reduce wheel slippage and tip wear by modulating rimpull from 100 to 25 percent while depressing left pedal. After 25 percent rimpull is achieved the left pedal applies the brake.
- Reduce the potential for wheel slippage without reducing hydraulic efficiency.
- Improve fuel efficiency in certain applications with our lock-up clutch torque converter providing direct drive.

Steering and Transmission Integrated Control System (STIC™)

Experience maximum responsiveness and control with STIC that combines directional selection, gear selection and steering into a single lever.

- Simple side-to-side motion turns machine right or left, minimizing operator movements.
- Easy to operate finger controlled gear selection.
- Smoother, faster cycles help reduce operator fatigue through the use of low effort integrated controls.

Steering System


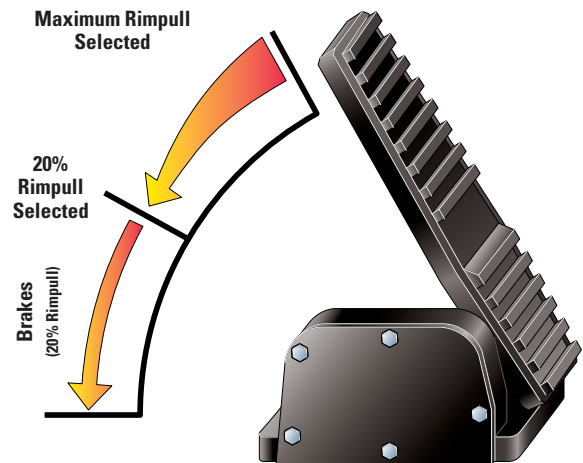
Confident machine operation starts with precise machine control enabled by the 836K's load sensing hydraulic steering system.

- Increase efficiency with our variable displacement piston pumps.
- Achieve precise positioning for easy loading in tight areas with 43 degrees each way of steering articulation.
- Enhance operator comfort with integrated steering and transmission control functions.

Electro Hydraulic Controls

Operators increase productivity with our responsive implements feature.

- Operate comfortably through electronically controlled hydraulic cylinder stops.
- Handle easy-to-use soft detent controls.
- Conveniently set automatic implement kickouts from inside the cab.



Structures

Best built for the toughest conditions.




Robust Structures

Your bottom line is improved by highly durable structures that achieve multiple life cycles and withstand the toughest loading conditions.

- Full box-section rear frame resists torsional shock and twisting forces.
- Heavy-duty steering cylinder mounts efficiently transmit steering loads into the frame.
- Axle mounting has been optimized for increased structural integrity.
- Lower hitch pin, frame plate, and bearing size have been increased for longer life.



We know the harsh environment your machines encounter at the working face of your landfill on a daily basis. This is why the 836 is specifically designed and made with purpose built structures to remain safe and durable for the long run.



Cat Planetary Powershift Transmission

Building your success begins with a best-in-class transmission.

- Consistent, smooth shifting and efficiency through integrated electronic controls that utilize Advanced Productivity Electronic Control Strategy (APECS).
- Long life and reliability through heat treat gear and metallurgy.
- Two forward and two reverse speeds to match your application.

Cat C18 ACERT Engine

The Cat C18 ACERT engine is built and tested to meet your most demanding applications while meeting U.S. EPA Tier 4 Final/EU Stage IV Technology emission standards.

- Fully integrated electronic engine controls works in concert with the entire machine to make your fuel go farther.
- Use less fuel idling with Engine Idle Shutdown.
- Maximized durability with Delayed Engine Shutdown.



Power Train

Operate more efficiently with improved power and control.



Cat Torque Converter with Lock-up Clutch

- Eliminates TC losses while lowering system heat.
- Improves travel speeds.



Your operators can work more efficiently and stay comfortable with our customer-inspired cab features.



Entry and Exit

Enter and exit the cab easily and safely with these newly designed, ergonomic features.


- Fold up STIC steer/armrest.
- Reduced access stairway angles.
- Standard stairway lighting.



Cat Comfort Series III Seat

Enhance comfort and help reduce operator fatigue with Cat Comfort Series III seat.

- Mid back design and extra thick, contoured cushions.
- Air suspension system.
- Easy-to-reach seat levers and controls for six way adjustments.
- Seat-mounted implement pod and STIC steer that moves with the seat.
- 76 mm (3 in) wide retractable seat belt.



Control Panel

Ergonomic placement of switches and information display keep your operators comfortable all day every day.

- Large backlit membrane switches feature LED activation indicators.
- Switches feature ISO symbols for quick function identification.
- Two position rocker switch activates the electro hydraulic park brake.

Operator Station

Best-in-class operator comfort and ergonomics.



Environment

Your operator's productivity is enhanced with our clean, comfortable cab environment.

- Experience reduced vibrations from isolation cab mounts and seat air suspension.
- Maintain desired cab temperature with automatic temperature controls.
- Pressurized cab with filtered air.
- Reduced sound levels.
- Convenient floor storage tray/lunch box.



Technology Solutions

Greater productivity through
Integrated Electronic Systems.

The 836K electronic systems have been completely integrated to function as one machine. This integration creates a smart machine and more informed operator, maximizing the productivity of both.


Cat Product Link™

Cat Product link allows remote monitoring of equipment to improve overall fleet management effectiveness. Events and diagnostic codes, as well as hours, fuel, idle time and other information are transmitted to a secure web based application, VisionLink®. VisionLink includes powerful tools to convey information to users and dealers, including mapping, working and idle time, fuel level and more.

VIMS™ 3G

We have worked hard to help our customers and operators perform at their best through our Vital Information Management System (VIMS 3G).

- Easy-to-view graphical information display features a large touch screen interface.
- Intuitive operation and easy navigation with our enhanced user interface.
- Decrease service time by keeping operators informed about machine system malfunction or operation.



Serviceability

Enabling high uptime by reducing your service time.


We can help you succeed by ensuring your 836K has design features to reduce your downtime.

- Safe and convenient service with ground level or platform access and grouped service points.
- Swing-out doors on both sides of the engine compartment provide easy access to important daily service checks.
- Ecology drains for ease of service and prevention of spilling potential environmental contaminants.
- Reduce downtime with VIMS system notifications so your operators and technicians can resolve any problems before failure.
- Quick visual inspection and minimize fluid contamination with sight gauges.



Customer Support

Your Cat dealers know how to keep your machines productive.



Legendary Cat Dealer Support

A valued partner, your Cat dealer is available whenever you need them.

- Preventive maintenance programs and guaranteed maintenance contracts.
- Best-in-class parts availability.
- Improve your efficiency with operator training.
- Genuine Cat Remanufactured parts.

Safety


Making your safety our priority.



We are constantly improving our products in an effort to provide a safe work environment for the operator and those who work on your job site.

Machine Access

- Left and right hand stairs with 45 degree angle enhance safety for operators getting on and off the 836K.
- Continuous walkway with non-skid surfaces are designed into the service areas.
- Maintain three points of contact at all times through ground level or platform accessible service areas.



Visibility

- Optional heated mirrors ensure enhanced visibility for safe operation.
- Standard Cat Vision with in-cab monitor increase operator awareness around the machine.
- Optional LED lights provide excellent workspace visibility.
- Optional cab mounted LED warning beacons.

Operator Environment

- Reduced vibrations to the operator with isolated cab mounts and seat mounted implement and steering controls.
- Low interior sound levels.
- Pressurized cab with filtered air.
- Standard 76 mm (3 in) seat belts on the operator seat.

Sustainability

Stewards of the environment.



Protecting the Environment

Environmental responsibility is designed and built into our 836K's features.

- Burns less fuel than the previous model to minimize your carbon footprint.
- Engine Idle Shutdown can help you save fuel by avoiding unnecessary idling.
- Reduce waste to the environment with our maintenance free batteries.
- Built for multiple lives, the Cat 836 is one of the most rebuilt products. To assist with maximizing machine life, Caterpillar provides a number of sustainable options such as our Reman and Certified Rebuild programs. In these programs, reused or remanufactured components can deliver cost savings of 40 to 70 percent, which lowers operating cost while benefiting the environment.
- Caterpillar offers retrofit packages to bring new features to older machines, maximizing your resource. And, when you go through the Cat Certified Rebuild program, these retrofit kits are part of the rebuild process.


Waste Protection

Maximize uptime, long life – it's what you expect from your bottom line.

Guarding

Working in the toughest application, the purpose built 836K Landfill Compactor has specialized waste guarding to protect key components and systems from damage, debris, chemicals, premature wear, or wrapping of the material around components. This additional guarding includes:

- **Engine and Power Train Guards** – Hydraulically actuated guards help prevent trash build-up and shield components.
- **Front Frame Guards** – Front frame guards prevent trash build-up inside the frame. This guard further protects components and hydraulic lines.
- **Axle Wrapping and Seal Guarding** – The guarding prevents material from wrapping and binding around the axles, as well as assist in ease of cleaning.
- **Major System Guarding and Sight Gauges** – The hydraulic tank, the hydraulic system oil tube, and transmission oil tube are guarded to resist damage from debris. The sight gauges for the hydraulic and transmission are easily visible from ground level. The fuel tank is positioned away from the debris in the front frame and is easily accessed.
- **Air Inlet Screen** – The vertically corrugated, fine mesh, air inlet screen helps reduce trash from entering the radiator area and allows for debris to fall off.
- **Striker Bars and Optional Cleaner Fingers** – Striker bars are located in front of and behind the rear wheels and behind the front wheels. Striker bars help to keep wheels free of debris to assist the wheel step tips in maintaining good compaction. In cohesive material or severe packing conditions, optional cleaner fingers are available to further assist in keeping the wheel step tips clean.
- **Extended Roof** – An oversized roof extends past the cab doors and windows to minimize debris build up.



1) Engine and Power Train Guards 2) Axle Guards
3) Air Inlet Screen 4) Striker Bars/Cleaner Fingers

Wheels and Tips

More options to fit your operation.

New Long Life Paddle and Plus Design Compactor Tips

Providing up to 40% longer life than previous offering.

Designed specifically to compliment Cat machines.

Improving machine performance!

- Longer wear life
- Maintaining traction



Three new wheel and tip configurations are available to meet your particular application:

- 1) **Paddle Tip** – High performance and less fuel burn with more traction and less weight.
- 2) **Plus Tip** – Traditional design for increased side slope stability.
- 3) **Combination Tip** – Both paddle and plus tips to give high performance with side slope stability.

Operating Costs

Save time and money by working smart.



Data from customer machines show Cat landfill compactors are among the most fuel efficient machines in the industry. Several features contribute to this excellent fuel efficiency:

- **Positive Flow Control Hydraulics** – Provides only the hydraulic flow required by the implement and steering systems for improved fuel efficiency and greater rimpull.
- **ACERT Engine** – Advanced engine controls maximizes power and efficiency.
- **Engine Idle Shutdown** – Automatic engine and electrical system shutdown conserves fuel.
- **Lockup Torque Converter** – Transfers more power to the ground and optimizes fuel efficiency in all applications.
- **Advanced Productivity Electronic Control Strategy (APECS)**
– All new APECS transmission controls provides greater momentum on grades and fuel savings by carrying that momentum through the shift points.

Machine configuration, operator technique, and job site layout can impact fuel consumption.

- **Machine Configuration** – Select the correct blade and wheel configuration based on your individual application.

836K Landfill Compactor Specifications

Engine

Engine Model	C18 ACERT	
Emissions	U.S. EPA Tier 4 Final and EU Stage IV	
Rated Power (Lab)	414 kW	555 hp
Rated Power (Net ISO 14396)	412 kW	553 hp
Gross (SAE J1349)	419 kW	562 hp
Net Power – SAE J1349		
Direct Drive – Gross Power	370 kW	496 hp
Direct Drive – Torque Rise	52%	
Converter Drive – Gross Power	370 kW	496 hp
Converter Drive – Torque Rise	52%	
Maximum Gross Torque @ 1,300 rpm	3085 N·m	2,275 lbf-ft
Maximum Altitude without Derating	2286 m	7,500 ft
Bore	145 mm	5.71 in
Stroke	183 mm	7.2 in
Displacement	18.1 L	1,104.5 in ³
High Idle Speed	2,120 rpm	
Low Idle Speed	750 rpm	

Operating Specifications

Operating Weight with Full Tank Capacities and U-blade	55 927 kg	123,319 lb
--	-----------	------------

Transmission

Transmission Type	Planetary – Powershift – ECPC	
Travel Speeds		
Forward – Converter 1st	6.2 km/h	3.9 mph
Forward – Lockup 1st	6.5 km/h	4 mph
Forward – Converter 2nd	10.9 km/h	6.8 mph
Forward – Lockup 2nd	11.7 km/h	7.3 mph
Reverse – Converter 1st	6.5 km/h	4 mph
Reverse – Lockup 1st	6.9 km/h	4.3 mph
Reverse – Converter 2nd	10.4 km/h	6.5 mph
Reverse – Lockup 2nd	12.3 km/h	7.6 mph

Hydraulic System

Hydraulic System	Flow Sharing Implement	
Maximum Supply Pressure	32 000 kPa	4,640 psi
Main Relief Pressure	24 100 kPa	3,495 psi
Pump Flow at 2,006 rpm	250 L/min	66 gal/min
Steering System	Double Acting – End Mounted	
Bore	127 mm	5 in
Stroke	740 mm	29.1 in
Vehicle Articulation Angle	86°	
Lift System	Double Acting Cylinder	
Bore	137.9 mm	5.5 in
Stroke	1021 mm	40.2 in

Service Refill Capacities

Fuel Tank	793 L	209 gal
Cooling System	107 L	28 gal
Crankcase	60 L	16 gal
Diesel Engine Fluid Tank	32.8 L	9 gal
Transmission	120 L	32 gal
Differentials and Final Drives – Front	186 L	49 gal
Differentials and Final Drives – Rear	190 L	50 gal
Hydraulic System (tank only)	240 L	63 gal

- All non-road Tier 4 Final/Stage IV, and Japan (MLIT) Step 4 diesel engines are required to use:
 - Ultra Low Sulfur Diesel (ULSD) fuels containing 15 ppm (mg/kg) sulfur or less. Biodiesel blends up to B20 are acceptable when blended with 15 ppm (mg/kg) sulfur or less ULSD and when the biodiesel feedstock meets ASTM D7467 specifications.
 - Cat DEO-ULS™ or oils that meet the Cat ECF-3, API CJ-4, and ACEA E9 specifications are required.

Axles

Front	Planetary – Fixed
Rear	Planetary – Oscillating
Oscillation Angle	13°

Brakes

Control System	Full Hydraulic Split Circuit
Parking Brake	Spring Applied, Hydraulic Released

Cab

	Standard	Suppression
Interior Sound Level	72 dB(A)	71 dB(A)
Exterior Sound Level	111 dB(A)	109 dB(A)

Hydraulic System – Steering

Steering System – Circuit	Steering Double Acting – End Mounted	
Steering System – Pump	Piston – Variable Displacement	
Maximum Flow @ × rpm	52 L/min @ 2,006 rpm	
Steering Pressure Limited	24 100 kPa	3,495 psi
Total Steering Angle	86 degrees	

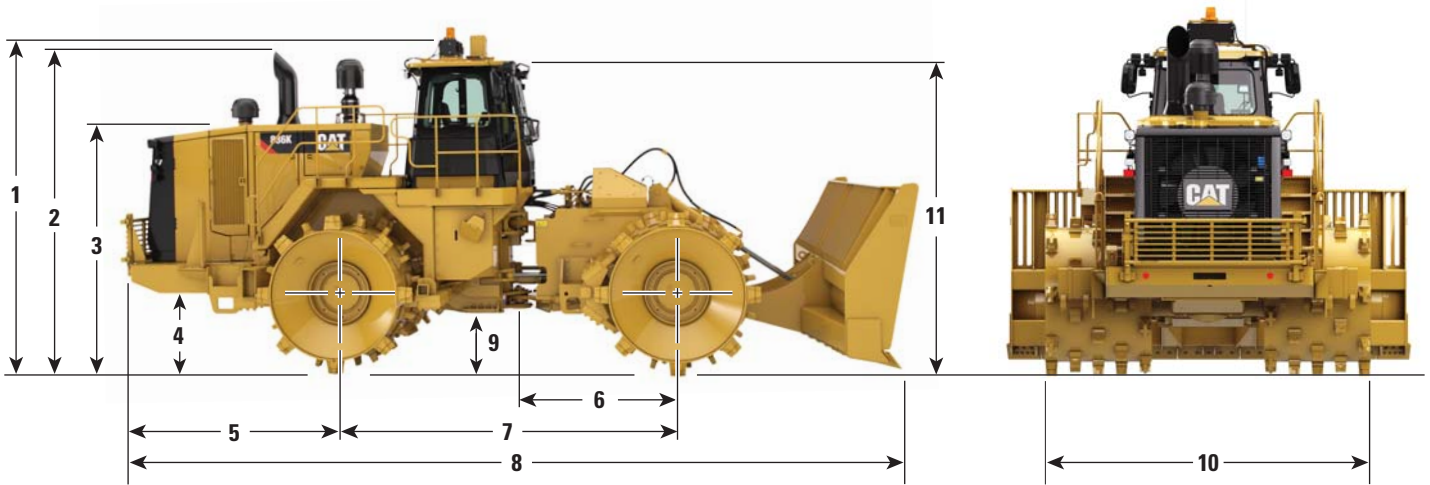
Wheels and Tips

Drum Width	1400 mm	4 ft 8 in
Drum Diameter	1770 mm	5 ft 10 in
Diameter with Tips	2125 mm	7 ft 0 in
Tips per Wheel	40	

836K Landfill Compactor Specifications

Dimensions

All dimensions are approximate.



1 Height to Top of Cab with A/C	4655 mm	15 ft 3 in
2 Height to Top of Exhaust Pipe	4608 mm	15 ft 1 in
3 Height to Top of Hood	3421 mm	11 ft 3 in
4 Ground Clearance to Bumper	1029 mm	3 ft 5 in
5 Center Line of Rear Axle to Edge of Counterweight	3187 mm	10 ft 5 in
6 Hitch to Center Line of Front Axle	2275 mm	7 ft 6 in
7 Wheelbase	4550 mm	14 ft 11 in
8 Length with Blade on Ground (straight blade)	10 182 mm	33 ft 5 in
9 Ground Clearance	632 mm	2 ft 1 in
10 Width over Wheels	4280 mm	14 ft 1 in
11 Height to ROPS/Canopy	4284 mm	14 ft 1 in
Height to Top of Cab with Strobe	4845 mm	15 ft 11 in
Turning Radius – Inside of Wheels	3635 mm	11 ft 11 in

Blade Selection

	Straight Blade		Semi U-blade		U-blade	
Width – Moldboard Length	4990 mm	16 ft 4 in	5238 mm	17 ft 2 in	5172 mm	17 ft
Width Over End Bits	5193 mm	17 ft	5311 mm	17 ft 5 in	5258 mm	17 ft 3 in
Height with Cutting Edge and Screen	2236 mm	7 ft 4 in	2215 mm	7 ft 3 in	2210 mm	7 ft 3 in
Height with Cutting Edge, No Screen	1217 mm	4 ft	1253 mm	4 ft 1 in	1255 mm	4 ft 1 in
Maximum Depth of Cut	364 mm	1 ft 2 in	362 mm	1 ft 2 in	934 mm	3 ft 1 in
Maximum Lift above Ground	1730 mm	5 ft 8 in	1735 mm	5 ft 8 in	1198 mm	3 ft 11 in
Cutting Edges, Reversible						
Length, Each End Section (3 edges)	1408.2 mm	4 ft 7 in	816.6 mm	2 ft 8 in	2 @ 779.1 mm and 1 @ 856 mm	2 @ 2 ft 7 in and 1 @ 2 ft 10 in
Length, Each End Section (2 edges)	NA		988 mm	3 ft 3 in	1094.4 mm	3 ft 7 in
Width × Thickness	254 mm × 25 mm	10 in × 1 in	254 mm × 25 mm	10 in × 1 in	254 mm × 25 mm	10 in × 1 in
End Bits (2), Self-sharpening						
Length, Each	472 mm	1 ft 7 in	472 mm	1 ft 7 in	472 mm	1 ft 7 in
Width × Thickness	254 mm × 25 mm	10 in × 1 in	254 mm × 25 mm	10 in × 1 in	254 mm × 25 mm	10 in × 1 in
Capacity, Rated	19.3 m ³	25.9 yd ³	22.4 m ³	29.3 yd ³	9.74 m ³	13 yd ³
Turning Diameter, Outside Corner of Blade at 43° ART	8737 mm	28 ft 8 in	8823 mm	28 ft 11 in	8795 mm	28 ft 10 in
Overall Machine Length	10 182 mm	33 ft 5 in	10 379 mm	34 ft 1 in	10 272 mm	33 ft 8 in

Standard Equipment

Standard equipment may vary. Consult your Cat dealer for details.

POWER TRAIN

- Advanced Productivity Electronic Control Shifting (APECS)
- Air to air aftercooler
- Brakes, fully hydraulic, enclosed, wet multiple disc brakes
- Cat Clean Emission Module, insulated
- Electro hydraulic parking brake
- Engine, Cat C18 with ACERT Technology
- U.S. EPA Tier 4/EU Stage IV Technology
- Fuel priming pump, electric
- Fuel to air cooler
- Ground level engine shutoff
- Guard (3 piece) transmission
- Heat shield, turbo and exhaust manifold
- Hydraulically driven demand fan
- Integrated braking
- Radiator, Next Generation Modular (NGMR)
- Separated cooling system
- Starting aid (ether) automatic
- Throttle lock
- Torque converter with lockup clutch (LUC)
- Turbine precleaner, engine air intake
- Transmission, planetary, with 2F/2R speed range control
- Underhood ventilation system

ELECTRICAL

- Alarm, back-up
- Alternator, 150 amp
- Batteries, maintenance-free (4-1,000 CCA)
- Converter, 10-15 amp, 24V to 12V
- Lighting system, halogen (front and rear)
- Lighting, access stairway
- Starter, electric (heavy duty)
- Starter lockout (ground level)
- Starting receptacle for emergency start
- Transmission lockout (ground level)

OPERATOR ENVIRONMENT

- Air conditioner
- Cab, sound-suppressed and pressurized
- Internal four-post rollover protective structure (ROPS/FOPS)
- Radio ready for (entertainment) includes antenna, speakers and converter (12V, 10-15 amp) 12V power port for mobile phone or laptop connection
- Camera, rear vision
- Coat and hard hat hooks
- Flip-up armrest
- Heater and defroster
- Horn, electric
- Hydraulic controls (floor mounted)
- Implement hydraulic lockout
- Laminated glass
- Light, (dome) cab
- Lunchbox and beverage holders
- Instrumentation, Gauges
 - DEF fluid level
 - Hydraulic oil temperature
 - Speedometer/tachometer
 - Torque converter temperature
- Instrumentation, Warning Indicators
 - Action alert system, three category
 - Axle/brake oil temp, front
 - Brake oil pressure
 - Electrical system, low voltage
 - Engine failure malfunction alert and action lamp
- Mirrors, rearview (externally mounted)
- Parking brake status
- Radio, CB (ready)
- Seat, Cat Comfort, (cloth) air suspension
- Seat belt, retractable, 76 mm (3") wide
- STIC Control System with steering lock
- Sun visor, front
- Tinted glass
- Transmission gear (indicator)
- Vital Information Management System (VIMS) with graphical information display: external data port, customizable operator profiles
- Wet-arm wipers/washers (front and rear)
- Intermittent wipers (front and rear)

Standard Equipment (continued)

Standard equipment may vary. Consult your Cat dealer for details.

WHEELS

- Wheels, paddle and plus tip

GUARDS

- Guards, axle (front and rear)
- Guards, cab window
- Guards, crankcase and power train, hydraulically powered
- Guards, rear fan and grill

BLADES

- Bulldozer arrangement is included in the standard equipment. Bulldozer blades are optional.

FLUIDS

- Antifreeze, premixed 50% concentration of extended life coolant with freeze protection to -34°C (-29°F)

OTHER STANDARD EQUIPMENT

- Auto Blade Positioner (ABP)
- Counterweight
- Demand fan/swing out (hydraulic reversible)
- Doors, service access locking
- Ecology drains for engine, radiator, hydraulic tank
- Electronic clutch pressure control and remote mounted pressure taps
- Emergency platform egress
- Engine, crankcase, 250 hour interval with CJ-4 oil
- Fuel tank, 793 L (210 gal)
- Hitch, drawbar with pin
- Hoses, Cat XT™
- Hydraulic oil cooler
- Hydraulic, steering and brake filtration/screening system
- Oil sampling valves
- Product Link
- Stairways, fixed-L/R (rear access)
- Steering, load sensing
- Vandalism protection caplocks
- Venturi stack

836K Optional Equipment

Optional Equipment

Optional equipment may vary. Some options may be included/excluded in arrangement packages. Consult your Cat dealer for details.

- 4-Hydraulic belly guard actuators
- Additional starter and batteries
- Cab, rubber mounted glass
- Cleaner finger arrangement
- Fast fill fuel
- Flashing strobe
- Fuel line heater
- Heated and ventilated seat
- Heated mirrors
- High speed oil change
- Optimax engine precleaner dust ejector
- Panoramic mirror
- Premium LED lights
- Radio, AM/FM/CD/MP3
- Radio, Sirius/USB/Bluetooth
- RESPA cab precleaner
- Seat belt reminder
- Sound suppression
- Swingout stairs
- Various blades
 - Straight blade
 - U-blade
 - Semi U-blade
- Various tip and wheel arrangements
 - Paddle
 - Plus

For more complete information on Cat products, dealer services, and industry solutions, visit us on the web at www.cat.com

© 2013 Caterpillar Inc.
All rights reserved

Materials and specifications are subject to change without notice. Featured machines in photos may include additional equipment. See your Cat dealer for available options.

CAT, CATERPILLAR, SAFETY.CAT.COM, their respective logos, "Caterpillar Yellow" and the "Power Edge" trade dress, as well as corporate and product identity used herein, are trademarks of Caterpillar and may not be used without permission.

AEHQ7077-01 (08-2013)
Replaces AEHQ7077

