

**GEHL**


VERTICAL-LIFT  
SKID LOADERS

V270 GEN:2 | V330 GEN:2 | V400





**In 1859, an agricultural implement company, housed in a blacksmith shop, was started in West Bend, Wisconsin. From these humble beginnings, the Gehl brand has become a major force in the compact equipment industry worldwide.**



providing an  
*exceptional*  
experience

Since the beginning, Gehl has focused on providing solutions to our customer's needs by building quality, reliable products. With a long history of reliability and innovation, Gehl is responsive to the equipment and service needs of our customers.

With modern compact equipment manufacturing facilities in Yankton and Madison, South Dakota, and a state-of-the-art research and design facility in West Bend, Wisconsin, Gehl ensures that they are equipped with the finest in technology, tools and materials. And our top corps of engineers are skilled in designing and enhancing high-quality machines to fit the specific needs of our customers. Our equipment is modern in design and performance, but not too complicated to operate or service.

And when you purchase a piece of Gehl equipment, you have an entire organization behind you and your business. When you need support, whether it be financing, parts or service, know that Gehl will be there to provide an exceptional experience. We continually strive to preserve the level of personalized attention that Gehl began with in 1859.

**GEHL**



# Pushing the Limits of Innovation



Gehl is pushing the limits of innovation and performance once again with the launch of the V270 GEN:2 and V330 GEN:2 vertical-lift skid loaders. Add in the V400, the world's largest skid loader, and you have a robust, vertical-lift product offering designed to meet the specific needs of each operation.

**NEW T-BAR CONTROLS** – Now available on the V270 GEN:2 and V330 GEN:2, the T-Bar controls are offered on all three models.

**VERTICAL-LIFT BOOM** – High-strength, low-profile design increases operator visibility and lifts loads in a true vertical path on the V400 and a nearly vertical path on the V270 GEN:2 and V330 GEN:2.

**CAB-FORWARD DESIGN** – Increase visibility to the bucket cutting edge. A fully adjustable operator area provides customized comfort.

**NEW ADVANCED ENGINES** – Emissions certified Tier IV engines combine power and high efficiency on the V270 GEN:2 and V330 GEN:2.

**STRONGEST IN CLASS** – Full-size skid loaders provide high performance and high tractive forces coupled with an impressive rated capacity of 4,000 lbs. (1814 kg) on the V400.



**Building its first skid loader in 1973, Gehl has spent the last four decades enhancing their design.** This industry expertise resulted in the Vertical-Lift Skid Loaders. These loaders come fully loaded with the performance and features needed to keep your crew productive.



**HIGH LIFTING** – Vertical-lift design provides 144 inches (3647 mm) of lift height on the model V400.

**HIGH-RATED OPERATING CAPACITIES** – from 2,700 lbs. (1225 kg) on the V270 GEN:2 to an impressive 4,000 lbs. (1814 kg) on the all-new V400.

**FUEL ECONOMY** – Equipped with an electronic engine control and electronic foot\* and hand throttles, these skid loaders can be operated at partial throttle for lower sound levels and reduced fuel consumption. A hydraulic engine cooling fan on the V400 increases fuel efficiency and reduces cab noise.

**GEHL**®

\* Electronic foot throttle not available on hand/foot controls





**VERTICAL-LIFT** boom design delivers extended reach and high lift heights for easy truck loading and material handling.



**EXTRA LONG WHEELBASE** of up to 55 inches (1387 mm) enhances machine stability when lifting and loading and provides a smoother ride over rough terrain.



**SHIFT INTO HIGH GEAR** with standard two speed "soft-shift" drive on the V270 GEN:2 and V330 GEN:2, providing smooth transitions between gears.

# EXTREME PERFORMANCE



**AUXILIARY HYDRAULICS** are standard, powering many attachments. Optional high flow increases this capability. Dependent on control pattern, a rocker switch or foot pedal provides electronic proportional flow control.



**EXCELLENT VISIBILITY** to the sides, rear and front is achieved with a unique, low-profile boom design. A roof window allows the operator to view the lift arm when in the fully raised position.



**HEAVY-DUTY CHASSIS** provides excellent weight distribution, enhancing machine stability. A rear bumper and counterweight on the model V330 GEN:2 add protection and towing capability.

# THE MOBILE CORNER OFFICE



## EXCELLENT VISIBILITY

A cab-forward design enhances the view to the bucket cutting edge from the operator's seat.



## SIDE RESTRAINT BAR

A side-folding restraint bar and adjustable arm rests provide personalized comfort and increased safety.



## JOYSTICK CONTROLS

Fully adjustable joystick control towers and an optional air-ride suspension seat provide extreme comfort.



## PRESSURIZED CAB

An optional pressurized, sealed cab enclosure provides a cleaner, quieter operating environment.



## INSTRUMENTATION

All instrumentation is conveniently located in the upper-right and left instrument panels for easy access.




The ECU (Engine Control Unit) continually monitors engine and emission functions and alerts the operator of any issues through the monitor displays.

# GEHL

**Whether on the farm or the jobsite, the shots are called from the operator's station.**

Gehl understands this and provides a large operator's compartment with the options needed to customize it to YOUR needs.



Joystick Controls

T-Bar Controls

**GET IN CONTROL** – Joystick controls, hand/foot controls or mechanical T-bar controls provide the ultimate in operator comfort.

**CAB-FORWARD DESIGN** – Increase visibility to the bucket cutting edge. A fully adjustable operator area provides customized comfort.



## TIME IS MONEY

Time is priceless no matter where your machine goes, so Gehl has made it simple and fast to hook-up a wide variety of available attachments.



### ALL-TACH® SYSTEM

All models feature the easy-to-use All-Tach® (universal-style) attachment mounting system compatible with most allied attachments.



### POWER-A-TACH® SYSTEM

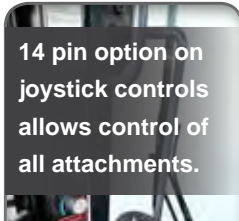
The hydraulic Power-A-Tach® system option allows users to quickly install and remove attachments. An operator leaves the seat only to connect auxiliary hydraulics.

# GET ATTACHED

With a wide variety of EDGE attachments available from your dealer, the Vertical-Lift Skid Loaders are easily transformed to meet the needs of your business.

### Skid loader attachments in high demand are:

- Augers
- Walk-Through Pallet Forks
- High-Reach Clippers
- High-Dump Buckets
- Rotary Brush Mowers
- ...and more!



14 pin option on joystick controls allows control of all attachments.



FEATURES	V270 GEN:2	V330 GEN:2	V400
<b>PILOT CONTROLS</b>			
Gehl T-bar Controls	●	●	●
Hand/Foot Controls	●	●	●
Joystick Controls	●	●	●
<b>ENGINE</b>			
Engine Auto-Shutdown System	○	○	○
Engine Pre-heater	○	○	○
Turbo-charged Engine	○	○	○
<b>HYDRAULICS</b>			
Auxiliary Hydraulics	○	○	○
High-Flow Auxiliary Hydraulics	●	●	●
<b>OPERATOR STATION</b>			
Adjustable Arm Rests/Control Towers <sup>1</sup>	○	○	○
Air-Conditioning	●	●	●
High Back Adjustable Seat	○	○	○
Suspension Seat - Air Ride	●	●	●
Suspension Seat - Mechanical	●	●	○
Cab Enclosure	●	●	●
Foot and Hand Throttles <sup>2</sup>	○	○	○
Full Instrumentation	○	○	○
Heating	●	●	●
Horn	○	○	○
Integral Access Plate (removable)	○	○	○
Operator Restraint Bar	○	○	○
ROPS/FOPS Level II Overhead Guard	○	○	○
Sound Reduction Material	○	○	○
Work Lights – Front and Rear	○	○	○
<b>PERFORMANCE</b>			
All-Tach® Attachment Mounting System	○	○	○
Power-A-Tach® Attachment Mounting System	●	●	●
14 Pin Option Controls	●	●	●
Anti-Vandalism Protection	○	○	○
Back-up Alarm	●	●	●
Brake Control (auto / manual)	○	○	○
Counterweight	●	○	○
Hydraglide™ Ride Control <sup>3</sup>	○	○	○
Hydraloc™ System	○	○	○
Hydrostatic Drive – Servo	○	○	○
Lift Arm Support Device	○	○	○
Self-Leveling Lift Action	●	●	○
Two-Speed Drive	●	○	○

○ STANDARD ● OPTIONAL

1 - Adjustable control towers and armrests available on joystick and hand/foot control configurations only.

2 - Foot throttle only on hand control units.

3 - Hydraglide™ Ride Control is standard with pilot controls, and optional with T-Bar controls

SPECIFICATIONS		V270 GEN:2	V330 GEN:2	V400
DIMENSIONS	A. Overall Operating Height - Fully Raised (mm)	167.4" (4252)	172" (4369)	186.8" (4745)
	B. Height to Hinge Pin - Fully Raised (mm)	130.3" (3310)	131.2" (3332)	144" (3647)
	C. Overall Height to Top of ROPS (mm)	81" (2057)	82" (2083)	82.0" (2083)
	D. Ground Clearance to Chassis	8.0" (203)	9.0" (229)	7.3" (185)
	E. Overall Length with Bucket (mm)	148" (3759)	152.5" (3874)	158.5" (4026)
	F. Overall Length w/o Bucket (mm)	116.5" (2959)	119" (3023)	121.5" (3086)
	G. Wheelbase (mm)	49.5" (1257)	49.5" (1257)	54.6" (1387)
	H. Dump Reach at Full Height (mm)	32" (813)	32" (813)	39.5" (1003)
	I. Bucket Rollback at Ground	29°	29°	31°
	J. Dump Angle	42°	42°	31°
	K. Overall Width (mm)	69.5" (1765)	72" (1829)	79.5" (2019)
	L. Bucket Width (mm)	70" (1778)	74" (1880)	84" (2134)
	M. Clearance Circle - Rear (mm)	66.5" (1689)	69.5" (1765)	70.5" (1791)
	N. Clearance Circle - Front without Bucket (mm)	56" (1422)	56" (1422)	50.8" (1290)
	O. Clearance Circle - Front with Bucket (mm)	90" (2286)	94.5" (2400)	88.5" (2248)
	P. Seat to Ground Height (mm)	40" (1016)	41" (1041)	40.8" (1036)
	Q. Rollback at Full Height	94°	94°	100°
	R. Dump Height (mm)	100" (2540)	98.5" (2502)	114.8" (2916)
	S. Departure Angle	25°	25°	19°
Standard Tire Size	12.00-16.5 HD	14.00-17.5 HD	14.00-17.5 HD	
ENGINE	Make	Yanmar	Yanmar	Cummins
	Model	4TNV98CT-NMS Tier IV	4TNV98CT-NMS Tier IV	QSB 4.5 Tier III
	Net Power (kW) @ rpm	70.7 hp (52.7) @ 2500	70.7 hp (52.7) @ 2500	N/A
	Gross Power (kW) @ rpm	72 hp (53.7) @ 2500	72 hp (53.7) @ 2500	99 hp (74) @ 2200
	Displacement (L)	202.6 cu.in. (3.3)	202.6 cu.in. (3.3)	272 cu.in. (4.5)
	Maximum Torque (Nm) @ rpm	217 ft.-lbs (294) @ 1625	217 ft.-lbs (294) @ 1625	326 ft.-lbs. (442) @ 1300
HYDRAULIC SYSTEM	Auxiliary Hydraulics - Standard (L/min)	23.5 gpm (89)	23.5 gpm (89)	32 gpm (121)
	High-Flow Hydraulics - Optional (L/min)	35 gpm (132)	35 gpm (132)	40.8 gpm (154)
	High-Flow System Pressure (bar)	3200 psi (220.6)	3200 psi (220.6)	3500 psi (241.3)
	Reservoir Capacity (L)	10.5 gal. (40)	10.5 gal. (40)	16.75 gal. (63)
	Rated Operating Capacity <sup>A</sup> (kg)	2700 lbs. (1225)	3300 lbs. (1497)	4000 lbs. (1814)
CAPACITIES/WEIGHT	Fuel Tank (L)	19 gal. (75.7)	19 gal. (75.7)	31.25 gal. (118)
	Travel Speed - Maximum (km/hr)	7.4 mph (12)	8.1 mph (13.0)	6.5 mph (10.5)
	Travel Speed - Max. w/2-Speed Option <sup>B</sup> (km/hr)	11.9 mph (19.2)	12.2 mph (19.6)	11.2 mph (18)
	Operating Weight <sup>C</sup> - Approximate (kg)	8,150 lbs. (3697)	9090 lbs. (4123)	11,100 lbs. (5035)

Gehl reminds users to read and understand the operator's manual before operating any equipment. Also, make sure all safety devices and shields are in place and functioning properly.

Gehl reserves the right to add improvements or make changes in specifications at any time without notice or obligation.

## OWNER DRIVEN

Gehl authorized dealers offer a full line of compact equipment and attachments, backed up by exceptional sales, service and parts experience.

For more information on the Vertical-Lift Skid Loaders and the rest of the Gehl equipment line, call our hotline at

**1-800-628-0491**

or visit [gehl.com](http://gehl.com)



This product is created with materials from well-managed forests, controlled sources, and contains a minimum of 10% post consumer waste.



GEHL COMPACT EQUIPMENT

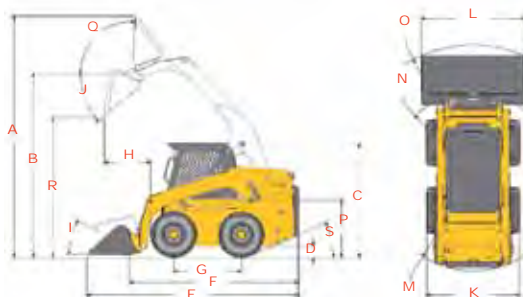
**GEHL**  
gehl.com

West Bend, WI 53095 U.S.A. | Tel: 262-334-9461 | Fax: 262-338-7517

© 2013 Manitou Americas, Inc. Gehl. All rights reserved. Printed in the U.S.A.

- A Per SAE J818, SAE J732 and ISO 14397
- B Two-speed is optional on V270 GEN:2 and standard on V330 GEN:2
- C Weight of base unit with standard equipment, standard bucket and 175 lb. (79 kg) operator and full fuel tank

### V270 GEN:2/V330 GEN:2 REFERENCE DIAGRAMS



### V400 REFERENCE DIAGRAMS

