

**STIHL**<sup>®</sup>



## Concrete credentials.


STIHL GS 461 Rock Boss<sup>®</sup>



## The STIHL GS 461 Rock Boss®

### Concrete Credentials to get the job done.

Deep cutting. Square corners. The GS 461 Rock Boss® has concrete credentials to get the job done. At STIHL we have used everything that we know about chain saws and cut-off machines to create a concrete cutter that can handle even the toughest jobs. This new concrete cutter will help you work harder, faster and smarter so you can get the job done faster.



### High Performance Powerhead

The GS 461 Rock Boss® is equipped with a state of the art, low-emissions engine designed to withstand the rigors of the construction site. STIHL technology enables the GS 461 Rock Boss® to have the best power-to-weight ratio in the industry. As if that wasn't enough, the low emissions engine is 20% more fuel efficient than a standard 2-stroke engine and runs at 13,500 max rpm.



### High Performance Air Filtration System

Keeps you cutting longer. Thanks to cutting edge STIHL technology, the 2-stage HD2 air filtration system is designed specifically for the concrete cutting application. It features a washable PET filter element and a fine mesh auxiliary filter to help protect the engine on even the dirtiest job sites.



### Easy Starting

With a built in decompression valve, and an ElastoStart™ handle with a built-in shock absorber, the GS 461 Rock Boss® gets you working faster. Other features like an upright fuel filler cap mean that you don't have to lay the machine on its side to fill it with fuel. The GS 461 also uses STIHL standard 50:1 fuel-oil mixture so you only need one type of fuel out on the job site.



### Standard features to make your job easier

We understand that it's the little things that make a big difference on the jobsite. That's why we added captive bar nuts that don't get lost when you need to work. Rubber feet keep the machine in place when it is idling on the ground. An oversized rubber bumper on the front of the unit protects the powerhead from impact with hard concrete. The water control valve is mounted directly on the unit for quick access.

## STIHL Guide Bars and Diamond Abrasive Chain

STIHL developed the bar and chain for the GS 461 Rock Boss® to work perfectly with the powerhead. We took our many years of experience in designing guide bars and chains and came up with products that will survive the tough job sites.


### STIHL ROLLOMATIC® G Guide Bar



STIHL engineered the ROLLOMATIC® G guide bar specifically for the concrete cutting application. Internal water channels direct water away from the operator and help keep the bar and chain clean and cool. Hardened bar rails extend the service life and an additional chain tensioner mounting hole (A) helps provide additional travel when it is needed.

### STIHL 36 GBM Diamond Abrasive Chain

With a diamond segment mounted on each drive link, you can expect the STIHL 36 GBM Diamond Abrasive Chain to cut quickly and smoothly. A steel depth gauge between each diamond segment protects the segments and makes a smoother cut. The pre-sharpened diamond segments are ready to go – right out of the box.



## Application Guide

**The STIHL diamond abrasive chain is designed for cutting the following materials:**

- Concrete
- Reinforced concrete (with rebar up to 1/2 inch)
- Cinder blocks
- Masonry, including bricks
- Asphalt and soft stone, such as sandstone

**The following materials will reduce the service life of the chain:**

- Hard stone (i.e. granite)
- Ductile iron pipe

**Expected chain service life:**

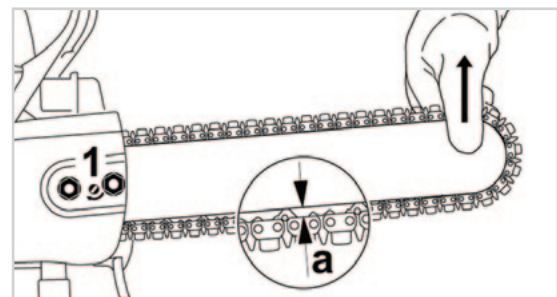
- Approximately 40 – 80 linear feet of 6 inch thick concrete
- Approximately 2-3 hours of cutting in 6 inch thick concrete
- Chain life varies greatly depending on aggregates and steel reinforcement

**Use of water while cutting:**

- Users must use water at minimum of 1.5 bar (22 PSI) while cutting
- Failure to use water will cause irreparable damage to the bar and chain

**A diamond abrasive chain is tensioned much looser than a typical chain saw chain.**

- Minimum chain sag (a) is 5mm (1/4 inch)
- Maximum chain sag (a) is 15mm (5/8 inch)



**STIHL**®



**STIHL Incorporated**  
**536 Viking Drive**  
**P.O. Box 2015**  
**Virginia Beach, VA 23450-2015**

# Concrete credentials.

**STIHL**<sup>®</sup>



Decompression valve for easier starting (not shown)

Captive bar nuts don't fall off when the sprocket cover is removed

Side access chain tensioner for quick chain adjustments

STIHL 36 GBM diamond abrasive chain features a diamond segment on each drive link for fast, smooth cutting

Steel depth gauge between each diamond segment improves cutting performance and protects chain

Powerful fuel-efficient stratified charge engine for better fuel economy, longer runtimes, and reduced exhaust emissions

Shown with optional Cut Guide for more accurate cuts

Hardened bar rails increase the lifetime of the guidebar

Compact design is lightweight and easy to maneuver on the job site

STIHL ROLLOMATIC<sup>®</sup> G guidebar features integrated water channels to direct water away

Low maintenance HD2 pleated air filter system is long-lasting and washable

Rubber pad protects powerhead from vibration and deflects slurry away from the operator

Upright large-capacity fuel tank so the unit does not need to lay on its side during filling (not shown)

Rubber feet keep the unit stationary while idling

Water flow adjustment mounted directly on the unit for easy access

Quick fit hose coupling supplies integrated water system

From the number one selling brand of cut-off machines in the world comes a new deep cutting solution with concrete credentials. Introducing the STIHL GS 461 Rock Boss<sup>®</sup> concrete cutter. Whether cutting up to 15.7" deep in concrete or cutting clean square corners, this machine is up for the job. Our revolutionary new STIHL 36 GBM diamond abrasive chain features a diamond segment on each drive link for faster, smoother cutting. With hardened bar rails and water channels directed away from the operator, the ROLLOMATIC<sup>®</sup> G guidebar is up to the task. A compact and lightweight design is easy to maneuver and lets you work longer and more comfortably. One of the highest power to weight ratios in the industry and an engine running at 13,500 max rpm means that you will get the job done faster. The bottom line is that this is the first deep concrete cutter in the world good enough to be called a STIHL. And those are concrete credentials. Are you ready for a STIHL?

Technical Specifications	STIHL GS 461
Displacement	76.5 cc (4.7 cu. in.)
Engine Power	4.3 kW (5.8 bhp)
Dry Weight (without bar and chain)	7.6 kg (16.8 lbs.)
Power to weight ratio	0.56 kW/kg
Engine speed	13,500 rpm
Fuel tank capacity	0.78 l (26.4 oz)
Maximum cutting depth	40cm (15.7 in)