

Putzmeister

THOM-KATT® | TRAILER-MOUNTED CONCRETE/SHOTCRETE/GROUT PUMPS



BIG POWER AND PERFORMANCE IN COMPACT PACKAGES

We took our big-boom-pump expertise and applied it to our Thom-Katt® and TKB Series trailer-mounted pumps for shotcrete, concrete and grout pumping. You see the results in powerful performance and rugged reliability. Depend on them to pump a variety of materials, handle the harshest mixes, and tackle difficult applications with ease.

Choose from a wide range of outputs and pressures, from the TK 7 low-output high-pressure unit, to the TK 70 high-output, low-pressure system. A variety of options are available to customize units for your specific needs.

To enhance performance, you can add accessories: hoses and couplings, nozzles, dosing pumps, reducers and pipeline, clamps, water booster pumps, pumping agents, and special accessories.

More Thom-Katt units are used in the United States than any other brand of small to mid-sized trailer pumps. Engineered in America for more than 30 years, and continually enhanced through our lasting commitment to product excellence, they'll deliver all you expect from a leader in concrete pump technology:

- Easy filling and operation
- Fast setup
- Simple cleanup
- Inexpensive maintenance
- Smooth pumping
- Long-term dependability



THOM-KATT SERIES

IDEAL FOR LARGER AGGREGATE CONCRETE PUMPING AND SHOTCRETING APPLICATIONS

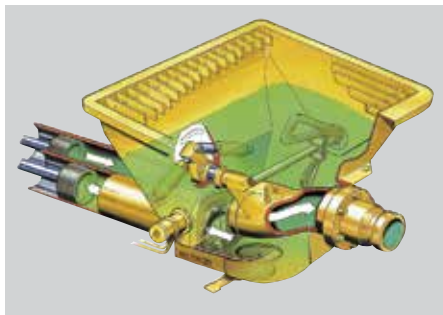
- Specially designed hopper
- Electric cycling
- Proven reliable S-Valve
- High-strength trailer

Putzmeister Thom-Katt trailer pumps are ideal for concrete pumping and wet-process shotcrete applications. With rugged construction and an angled hopper design, they handle the rigors of any jobsite. High-pressure operation lets you pump material over long distances.

The Thom-Katt hydraulic S-Valve is ideal for pumping larger-aggregate materials. It lets you reverse the stroke to relieve pressure from plugs or when pumping difficult low-slump or fiber mixes. The material cylinders and variable, smooth hydraulics allow precise control at low output for specialized applications. You can maintain substantial output pressure when reducing to smaller-diameter conveying lines.



3



STRONGER

4

Count on our reliable S-Valve for strong, long-lasting performance. A gradual reduction from the hard-chromed material cylinders to the outlet ensures even flow and longer life. Few wear parts, a single seal surface and hard-faced S-Valve and wear ring mean lower operating and replacement costs.



TOUGHER

5

Gulp down the toughest mixes in our specially designed hopper. Its dynamic shape eliminates hard-to-clean areas, so a steady flow can funnel down the angled hopper sides. Cleanup is a breeze. (N/A – TK 7, TK 10, TK 20, TK 15HP)



WIDER

6

Work longer with a bigger fuel tank (up to 38 gal/144L) on our wide, high-strength trailer (74.5 in/1.89m), built for maximum towing stability. (N/A – TK 7, TK 10)



SMOOTHER

7

Run smooth with twin-shifting cylinders, providing more precise shifting of the splined shaft S-Valve, reduced shock in the system, and less line surge. The ball-and-socket design has fewer parts for easy maintenance and long life. (N/A – TK 7, TK 10, TK 20, TK 15HP)



SAFER

8

Depend on electric cycling for reversibility at any point in the stroke and to relieve pressure from the concrete for safer pipeline cleanout in case of blockages.



EASIER

9

Discover the convenience of our simple and highly reliable hydraulic control system. Mounted on a compact block atop the hydraulic tank, it offers easy access and lets you service the pump without draining the oil tank. (N/A – TK 7, TK 10)

THOM-KATT SPECIFICATIONS



Thom-Katt Series

10



**TKB Series
Hydraulic Ball Valve Pumps**

11



VS Series • Vehicle Mounted

Refer to separate specification sheet.

12

Performance	TK 7	TK 10	TK 15HP
Maximum volume output†	7 yd ³ /hr (4.6m ³ /hr)	7 yd ³ /hr (4.6m ³ /hr)	15 yd ³ /hr (11m ³ /hr)
Maximum concrete pressure	1,233 psi (85 bar)	2,085 psi (144 bar)	1,500 psi (103 bar)
Maximum aggregate size	0.75" (19mm)	0.75" (19mm)	0.75" (19mm)
Technical Information			
Material cylinders	3" x 24" (76x610mm)	3" x 24" (76x610mm)	4" x 39" (102x1,000mm)
Maximum strokes per minute	37	36	24
Variable volume control	0 to full	0 to full	0 to full
S-Valve (cast)	3" x 3" (76x76mm)	3" x 3" (76x76mm)	Fab 4" x 4" (100x100mm)
Number of shift cylinders	1	1	1
Hydraulic tank capacity	34 gal (128L)	37 gal (140L)	38 gal (144L)
Hopper height	40" (1,016mm)	48" (1,219mm)	47" (1,194mm)
Hopper capacity	4.5 cu ft (125L)	8 cu ft (227L)	10 cu ft (285L)*
Outlet diameter	3" HD (76mm)	3" HD (76mm)	4" HD (102mm)
Engine			
Manufacturer's model <small>(all water-cooled except TK 15HP, TK 40)</small>	TEFC Motor	Deutz D2011L04i	Deutz TD2011L04i
Horsepower	30 hp (22kW)	61 hp (45kW)	68 hp (51kW)
Fuel tank capacity	15 gal (56L)	15 gal (56L)	26 gal (98L)
Trailer			
Axle	–	Single	Single
Axle capacity	–	5,200 lbs (2,258kg)	7,000 lbs (3,175kg)
Tires/Load range	–	ST 225/75R15D	LT 235/85R16G
Brakes	–	Electric	Electric
Outriggers	–	Manual	Manual
Dimensions			
Length	88.3" (2.24m)	148" (3.75m)	183" (4.65m)
Width	40" (1.02m)	64" (1.62m)	74.50" (1.89m)
Height	54" (1.37m)	62" (1.57m)	69" (1.75m)
Weight (approx.)	2,500 lbs (1,134kg)	4,000 lbs (1,814kg)	5,100 lbs (2,315kg)

	TK 20	TK 40	TK 50	TK 60HP	TK 70
	17 yd ³ /hr (13m ³ /hr)	40 yd ³ /hr (30m ³ /hr)	54 yd ³ /hr (41m ³ /hr)	60 yd ³ /hr (46m ³ /hr)	74 yd ³ /hr (57m ³ /hr)
	2,000 psi (138 bar)	1,150 psi (79 bar)	1,150 psi (79 bar)	1,450 psi (100 bar)	1,130 psi (78 bar)
	1.00" (25mm)	1.50" (38mm)	1.50" (38mm)	1.50" (38mm)	1.50" (38mm)
	4.5" x 30" (114x762mm)	6" x 39" (150x1,000mm)	6" x 39" (150x1,000mm)	6" x 39" (150x1,000mm)	7" x 39" (180x1,000mm)
	31	32	43	48	45
	0 to full	0 to full	0 to full	0 to full	0 to full
	4.5" x 4" (114x100mm)	6" x 5" (150x125mm)	6" x 5" (150x125mm)	6" x 5" (150x125mm)	7" x 5" (180x125mm)
	1	2	2	2	2
	38 gal (144L)	38 gal (144L)	38 gal (144L)	38 gal (144L)	38 gal (144L)
	49" (1,245mm)	49" (1,245mm)	49" (1,245mm)	49" (1,245mm)	49" (1,245mm)
	9.5 cu ft (270L)	9.5 cu ft (270L)	9.5 cu ft (270L)	9.5 cu ft (270L)	9.5 cu ft (270L)
	4" HD (102mm)	5" HD (125mm)	5" HD (125mm)	5" HD (125mm)	5" HD (125mm)
	Deutz TD2011L04i	Deutz TD2011L04i	Deutz TCD2012L04m	Deutz TCD2012L042V	Deutz TCD2012L04m
	68 hp (51kW)	68 hp (51kW)	96 hp (72kW)	131 hp (98kW)	96 hp (72kW)
	22 gal (83L)	26 gal (98L)	26 gal (98L)	26 gal (98L)	26 gal (98L)
	Single	Single	Single	Single	Single
	7,000 lbs (3,175kg)	7,000 lbs (3,175kg)	7,000 lbs (3,175kg)	7,000 lbs (3,175kg)	7,000 lbs (3,175kg)
	LT 235/85R16G	LT 235/85R16G	LT 235/85R16G	LT 235/85R16G	LT 235/85R16G
	Electric	Electric	Electric	Electric	Electric
	Manual	Manual	Manual	Manual	Manual
	174" (4.42m)	191" (4.85m)	191" (4.85m)	191" (4.85m)	191" (4.85m)
	74.50" (1.89m)	74.50" (1.89m)	74.50" (1.89m)	74.50" (1.89m)	74.50" (1.89m)
	70" (1.78m)	71" (1.80m)	71" (1.80m)	71" (1.80m)	71" (1.80m)
	4,800 lbs (2,177kg)	5,600 lbs (2,540kg)	6,000 lbs (2,720kg)	6,400 lbs (2,900kg)	6,400 lbs (2,900kg)

*Optional electric versions have decreased output. • Specially reinforced hopper for high pressure applications.

Maximum theoretical values listed. Maximum attainable distances depend on concrete mix design, pipeline diameter and specific job site conditions. Note: Max output and pressure can't be achieved simultaneously. Specifications subject to change without prior notice. Weights vary with options selected. Photos for illustrative purposes only. Refer to Putzmeister operational manual for safe and proper equipment operation.


THOM-KATT STANDARD FEATURES

- Twin-shifting ball and socket cylinders (N/A – TK 7, TK 10, TK 20, TK 15HP)
- High performance diesel engine (N/A – TK 7)
- Engine temperature gauge integrated into control panel
- Protective engine cover
- Electric engine start/stop
- Variable displacement axial piston pump
- Long lasting fabric-reinforced piston cups (N/A – TK 7, TK 10, TK 20, TK 15HP)
- Variable volume (0 to full) – pump output
- Double hydraulic circuit w/accumulator
- Proximity sensors inside cylinders with Sure Stroke (N/A – TK 7, TK 10, TK 20, TK 15HP)
- Hydraulic level/temperature gauge
- Hydraulic oil cooler
- Proven reliable S-Valve with splined shaft; square shaft on TK 15HP
- Centralized hopper-mounted grease ports
- Hard-chromed material cylinders
- Rugged hopper
- Hydraulic remixer/agitator (std on TK 10, TK 20, TK 70)
- Hopper grate
- Hopper cut-out device (N/A – TK 15HP)
- Accessible heavy-duty hinged clean out hopper door
- Fully-enclosed weatherproof control panel (NEMA rated)
- Emergency stop button with light
- Convenient stroke change switch
- Manual stroke change kit
- 3-function remote control - start, stop, reverse and E-stop w/100 ft (30m) cable
- Hour meter/tachometer (with diesel)
- Highway-rated trailer with torsion axle, electric brakes, durable fenders and running lights (N/A – TK 7)
- 2" ball hitch (N/A – TK 7, TK 10)
- 2-½" lunette eye (STD TK 10)
- Heavy-duty manual rear outriggers
- Front jack stand (N/A – TK 7)
- High quality paint finish

OPTIONS *Consult factory for more options.*

- 15 cu ft (425L) hopper (TK 10 only)
- 13 cu ft (368L) detachable mixer (TK 20 only)
- Dosing Pumps (NA- TK 70, TK 15HP, TK 60HP)
- Hydraulic remixer/agitator (std on TK 10, TK 20, TK 70)
- Electric version - 460V, 60Hz, 3-phase (note: electric versions have decreased output)
- Special voltages
- Skid-mounted with angled flatpack and hopper bib for truck mounting (N/A – TK 7, TK 10, TK 20, TK 15HP)
- Forklift skid-mounted with horizontal flatpack and fork pockets (N/A – TK 15HP)
- Tandem axle trailer (N/A – TK 7, TK 10, TK 20, TK 15HP)
- Hydraulic rear outriggers (N/A – TK 7)
- High pressure water pump for clean out/hydraulic drive (N/A – TK 7)
- 3-function wireless remote control at 1,000 ft (305m) range - start, stop, reverse, E-stop
- 4-function wireless remote control at 1,000 ft (305m) range - start, stop, reverse, throttle, E-stop (N/A – TK 7, TK 10)
- 5-function wireless remote control at 1,000 ft (305m) range - start, stop, reverse, throttle, volume, E-stop (N/A – TK 7)
- Electric stroke counter
- Automatic lubrication system with timer
- 2-5/16" ball hitch (N/A – TK 7, TK 10)
- 3" Lunette eye (N/A – TK 7, TK 10)
- Hydraulic surge brakes (N/A – TK 7, TK 20)
- Automatic reverse hydraulic brake lockout (N/A – TK 7, TK 20)
- 12,000 lb heavy-duty jack stand (N/A – TK 7, TK 10)
- Aluminum wheels (N/A – TK 7, TK 10)
- Special paint schemes

REFRACTORY LINING




13

POOLS



14

CURVED SURFACES/ UNIQUE SHAPES



15

TKB SERIES SPECIFICATIONS

	<i>Ideal for masonry grouting, stem walls, patios, sidewalks, precast toppings and more.</i>	<i>Offers a steady concrete flow without pulsation for efficient performance on residential and commercial jobs.</i>	<i>High volume unit accomodates the niche needs of cast auger piling contractors.</i>
	TKB 45	TKB 60	TKB 80
Performance			
Max volume output	45 yd ³ /hr (35m ³ /hr)	60 yd ³ /hr (46m ³ /hr)	80 yd ³ /hr (61m ³ /hr)
Max concrete pressure	735 psi (51 bar)	1,000 psi (69 bar)	760 psi (52 bar)
Max aggregate size	-1/2" (-12mm)	-1/2" (-12mm)	-1/2" (-12mm)
Horizontal pumping distance*	750' (229m)	750' (229m)	750' (229m)
Vertical pumping distance*	250' (76m)	250' (76m)	250' (76m)
Technical Information			
Material cylinders	6" x 30" (152x762mm)	6" x 30" (152x762mm)	7" x 39" (174x1,000mm)
Hydraulic cylinder diameter	2-3/4" (70mm)	3" (76mm)	3" (76mm)
Max strokes per minute	41	55	43
Variable volume control	0 to full	0 to full	0 to full
Concrete ball valve with nitrogen surge chamber			
Primary	4-1/2" (115mm)	4-1/2" (115mm)	4-1/2" (115mm)
Secondary	4" (100mm)	4" (100mm)	4" (100mm)
Hydraulic tank capacity	35 gal (132L)	35 gal (132L)	35 gal (132L)
Hopper height	52" (1,320mm)	52" (1,320mm)	52" (1,320mm)
Hopper capacity	7 cu ft (200L)	7 cu ft (200L)	7 cu ft (200L)
Discharge outlet diameter	4" (100mm)	4" (100mm)	4" (100mm)
Engine			
Manufacturer's model	Deutz F4L2011 (air-cooled diesel)	Deutz TCD2012L04M (water-cooled diesel)	Deutz TCD2012L04M (water-cooled diesel)
Horsepower	54 hp (40kW)	100 hp (75kW)	100 hp (75kW)
Fuel tank capacity	26 gal (98L)	26 gal (98L)	26 gal (98L)
Trailer - Torsion Axle			
Axle capacity	6,000 lbs (2,720kg)	6,000 lbs (2,720kg)	6,000 lbs (2,720kg)
Tires/Load range	LT 235/85R16G	LT 235/85R16G	LT 235/85R16G
Brakes	Electric	Electric	Electric
Dimensions			
Length	178" (4.52m)	178" (4.52m)	187" (4.75m)
Width	71" (1.80m)	71" (1.80m)	71" (1.80m)
Height	70" (1.78m)	70" (1.78m)	70" (1.78m)
Weight (approx.)	4,500 lbs (2,043kg)	4,800 lbs (2,177kg)	5,200 lbs (2,360kg)

Maximum theoretical values listed. *Pumping distances shown are to be used as a guide only and can be exceeded on specific projects. Maximum attainable distances depend on concrete mix design, pipeline diameter and specific job site conditions. Note: Maximum output and pressure cannot be achieved simultaneously. Specifications subject to change without prior notice. Photos are for illustrative purposes only.

COMPACTION GROUTING



16

BRIDGE REPAIR



17

BLOCK FILL



18

TKB STANDARD FEATURES

- High performance diesel engine
- Engine temperature gauge integrated into control panel
- Protective engine cover
- Electric engine start/stop
- Variable displacement axial piston pump
- Variable volume (0 to full) - pump output
- Hydraulic sight gauge
- Hydraulic oil cooler
- Hard-chromed material cylinders
- Rugged 7 ft³ (200L) capacity hopper
- Hopper grate
- Fully-enclosed weatherproof control panel (NEMA rated)
- Emergency stop button with light
- Convenient stroke change switch
- Manual stroke change kit
- 2-function remote control - start, stop and E-stop - with 100 ft (30m) cable
- Hour meter/tachometer
- Highway-rated trailer with torsion axle, electric brakes, durable fenders and running lights
- 2" ball hitch
- Heavy-duty manual rear outriggers
- Front jack stand
- Adjustable primary balls for easy clean out
- Tie rod style nitrogen surge chamber
- Wedge pin manifold
- High quality paint finish

OPTIONS *Consult factory for more options.*

- 2-function wireless remote control
- 3-function wireless remote with linear throttle control at 1,000 ft (305m) range
- 4-function wireless remote with linear throttle control and volume control at 1,000 ft (305m) range
- Electric stroke counter
- Special paint schemes

TKB SERIES

TKB SERIES: IDEAL FOR SMALLER AGGREGATE GROUTING APPLICATIONS

- Steady and continuous concrete flow
- Quick and highly convenient cleanout
- Ideal for commercial and residential work
- No pulsation
- Cost-effective maintenance

Putzmeister TKB Series pumps are designed for power and durability with high-performance diesel engines and rugged 7 cu ft (200L) hoppers. The hydraulic-driven ball valve design is ideal for fast, long-distance pumping of grout and smaller-aggregate concrete. A built-in surge chamber reduces material pulses that occur when the pumping cylinders change direction.



Work longer with a bigger fuel tank (26 gal/98L) on our wider high-strength trailer (71 in/1.80m), built for maximum towing stability.



Discover the convenience of our simple and highly reliable hydraulic control system. Mounted on a compact block atop the hydraulic tank, it offers easy access and lets you service the pump without draining the oil tank.



A nitrogen surge chamber creates a steady and continuous flow of concrete, while tie rod design enables easy and cost effective maintenance.



Our exclusive combination of adjustable primary balls and wedge pin manifold enables the quickest and most convenient cleanout.

WORLD OF APPLICATIONS

INDUSTRIES

- Civil
- Refractory
- Underground
- Masonry
- Repair and Restoration

APPLICATIONS

- Block fill
- Pools
- Compaction grouting
- Bridge repair
- Curved surfaces/unique shapes
- Refractory lining
- Tanks
- Masonry grouting
- Stem walls
- Patios
- Homes
- Dam repair
- Parking garage repair
- Sidewalks
- Precast toppings
- Auger cast pilings
- Sprayed castables
- Geotechnical grouting



Not all parts are created equal. Putzmeister offers longer lasting, better performing parts under increased wear conditions. Our in-stock inventory includes more than 20,000 parts totaling more than \$40 million dollars. This means greater savings and less downtime.

CUSTOMER SUPPORT AND SERVICE

Count on 24/7 support from Putzmeister's highly trained technical support team to keep your equipment operating smoothly.

Authorized Distributor



Putzmeister

Putzmeister America, Inc.
1733 90th Street
Sturtevant, WI 53177 USA

Phone (262) 886-3200
Toll Free (800) 884-7210
Fax (262) 884-6338

PutzmeisterAmerica.com

pmr@putzam.com